


























TOOL REFERENCE

	Exhaust Valve Seat Diameter Max: 0.850 Tool: A1
	Intake Valve Seat Diameter Max: 0.972 Tool: A2 Intake Port Pocket Bowl Gauge Max: 0.952
	Needle Jet Diameter Max: 0.070 Tool: A4
	Push Rods Length Max: 5.658 Min: 5.638 Tool: A5
	Intake Inlet Diameter Max: 0.918 Tool: A6
	Exhaust Outlet Diameter Max: 0.980 Tool: A6
	Throttle Bore Diameter Max: 0.874 Tool: A7
	Choke Bore Diameter Max: 1.149 Tool: A7
	Venturi Measurement Vertical Max: 0.792 Tool: A8
	Horizontal Max: 0.615
	Air Pick Off Hole Diameter Max: 0.061 Min: 0.057 Tool: A9 No go Go
	Slide Cutaway Max: .075 Tool: A10 No go
	Intake Manifold Diameter Max: 0.905 Min: 0.885 Tool: A11
	Intake Manifold Length Max: 1.760 Min: 1.740 Tool: A12
	Rocker Arm Length Min: 2.865 Tool: A13

	Valve Spring Length Max: 0.930 Tool: A15																
	Rocker Ball Length Max: 0.610 Min: 0.590 Tool: A16																
	Intake Valve Head Diameter Max: 1.065 Min: 1.055 Tool: A17																
	Exhaust Valve Head Diameter Max: 0.935 Min: 0.945 Tool: A18																
	Venturi Measurement Horizontal Min: 0.602 Tool: A20																
	Stroke Length Max: 2.204 Tool: A21																
	Valve Angle Angle Max: 45° Min: 45° Tool: A22																
	Piston Pop Out Length Max: 0.005 Tool: A25																
	Intake Valve - Height from angle of valve face to top of the valve Length Min: 0.057 Tool: A26																
	Exhaust Valve - Height from angle of valve face to top of the valve Length Min: 0.060 Tool: A27																
	Width of Widest Part of Combustion Chamber Length Max: 2.640 Tool: A30																
	Slide Tool ASN Canada FIA Briggs & Stratton National Class Structure 206 Club Class Options <table border="0" style="width: 100%; font-size: small;"> <tr> <td style="width: 33%;"><u>Class</u></td> <td style="width: 33%;"><u>Max. Slide Opening</u></td> <td style="width: 33%;"><u>Class</u></td> <td style="width: 33%;"><u>Max. Slide Opening</u></td> </tr> <tr> <td>Junior</td> <td>570" 'Yellow'</td> <td>Cadet</td> <td>.310" 'Black'</td> </tr> <tr> <td></td> <td></td> <td>Novice</td> <td>.342" 'Purple'</td> </tr> <tr> <td></td> <td></td> <td>Junior I</td> <td>.490" 'Green'</td> </tr> </table>	<u>Class</u>	<u>Max. Slide Opening</u>	<u>Class</u>	<u>Max. Slide Opening</u>	Junior	570" 'Yellow'	Cadet	.310" 'Black'			Novice	.342" 'Purple'			Junior I	.490" 'Green'
<u>Class</u>	<u>Max. Slide Opening</u>	<u>Class</u>	<u>Max. Slide Opening</u>														
Junior	570" 'Yellow'	Cadet	.310" 'Black'														
		Novice	.342" 'Purple'														
		Junior I	.490" 'Green'														
	Jetting/Main Nozzle/Emulsion Tube Pin Gauges Idle Max: 0.0130 No go Main Max: 0.039 Min: 0.036 No go Go																
	Emulsion Tube 4 Small Holes Max: 0.021 4 Big Holes Max: 0.029 Main Nozzle Max: 0.104																